


# ABL 500 LED Blue/Red

## Forklift Warning Light



### Description

The ABL 500 LED series work lights are designed to exceed everyday demands in all applications. This specific Blue or Red version of ABL's LED worklight range ensures a visible sharp-edged warning signal on the floor for an increased safety environment. This makes it ideal for handling equipment such as forklifts operating in warehouses, stores, storerooms, packing and despatch, etc. A forklift warning light adds a high visibility safety element, which increases safety in the work environment.

### Features and Benefits

- Offers a premium safety beam of blue light that produces a distinct visible warning signal on the floor for an increased safety environment
- Designed for inside and outside usage
- Meets IP69K water tightness requirements
- Delivers premium sharp blue spot light optics
- Consumes 5W power
- Includes 12 to 100V multi-volt feature
- Heavy-duty housing achieves IP68 to IP69K, ISO 9227 ratings
- Specific Blue or Red version of the LED worklight range
- Ensures a visible sharp-edged warning signal on the floor
- Increases safety in the work environment
- Provides high visibility safety element for handling equipment such as forklift applications

### Applications

Handling equipment such as forklifts

### Tech Specs

|                      |                                               |
|----------------------|-----------------------------------------------|
| Bulb                 | LED Blue, LED Red                             |
| Life Time            | 20,000 Hours                                  |
| Light Pattern        | Sharp Edged Spot                              |
| Consumption          | 5W                                            |
| Voltage              | Multi 12-100V                                 |
| Intensity            | 0.2 Amp @ 24V                                 |
| Weight               | 1.0 Kg                                        |
| Vibration Resistance | 10 Grms from 24Hz to 2000Hz                   |
| EMC                  | ISO 12 895                                    |
| Load Dump            | 130V continuous<br>200V 100 ms<br>1800V 50 ms |
| Polarity             | No Polarity                                   |
| Water Tightness      | IP 68 - IP 69K                                |
| Operating Temp       | -40°C to +85°C                                |
| Salt Spray           | ISO 9227                                      |
| Lens                 | PC Lens                                       |
| Warranty             | 5 Years                                       |

| Part No.   | Beam             | Voltage       |
|------------|------------------|---------------|
| LED500BLUE | Sharp Edged Spot | Multi 12-100V |
| LED500RED  | Sharp Edged Spot | Multi 12-100V |

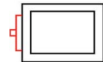
### Mounting



Pedestal



Suspended



Side mount

### Connections



Built-in  
AMP 2 ways

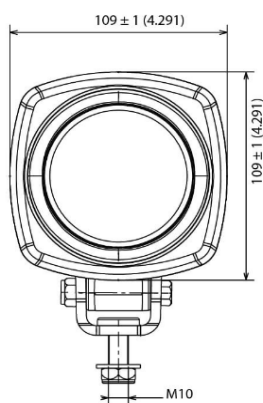


Built-in  
DT 2 ways

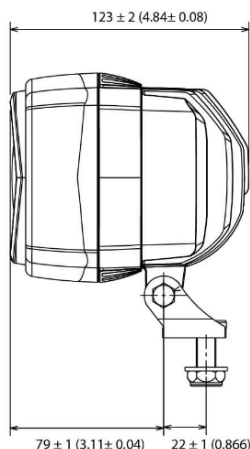
### Options



Double  
Magnetic base



Dimension unit in mm (10<sup>th</sup> inch)



79 ± 1 (3.11 ± 0.04) 22 ± 1 (0.866)



Authorised Importer and Master Distributor

